

Care instructions



Prior to use

Before using the furniture, the surfaces of wood must be treated with wood oil. We recommend a wood oil finish for hard wood, such as Teak oil. Make sure the surfaces are completely dry and clean before application. Avoid working in direct sunlight as the oil can dry before it saturates the wood fibres. Follow the user instructions for your particular wood oil.

Leave to dry in a protected area from rain for about 2-3 days.

Regular maintenance

Wood is a living material and requires regular care and maintenance. Oil treatment should be carried out 2-3 times a year depending on location and use. At the end of the season, you should re-oil your furniture.

Clean the furniture with water and a little soap. Lightly sand the surface with sandpaper and wipe away any dust so that the oil can saturate the wood properly.

Warranty

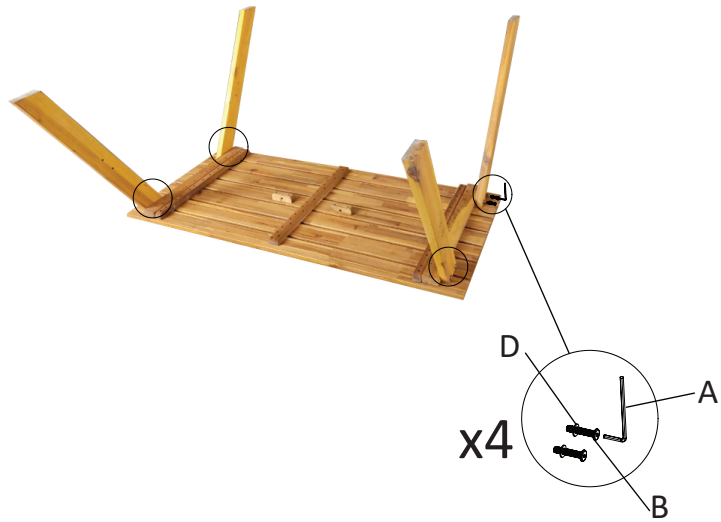
The warranty does not cover damages by not following proper care and maintenance instructions as mentioned above.

The warranty does not cover damages from mishandling, physical or chemical abuse.

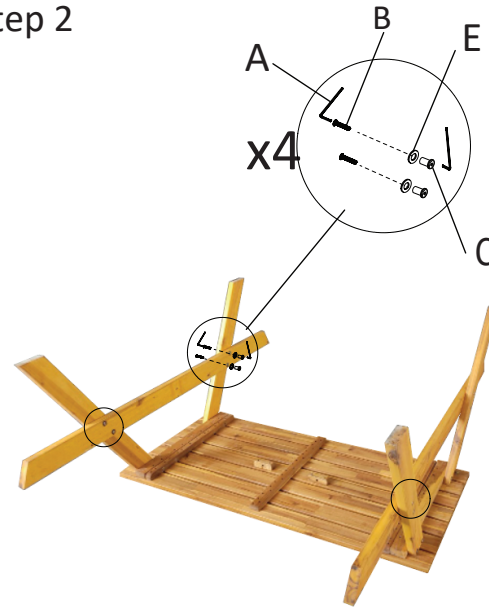


ASSEMBLY INSTRUCTION

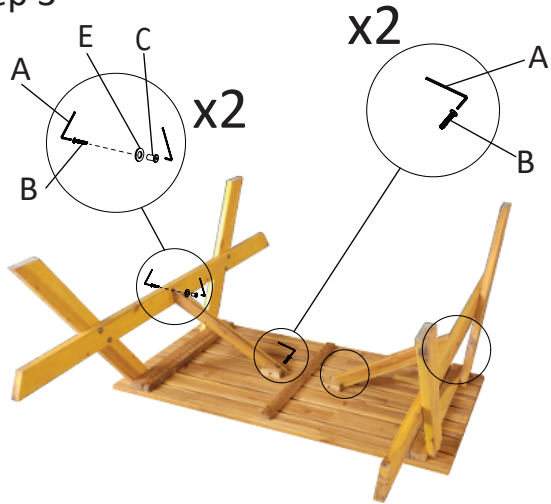
Step 1



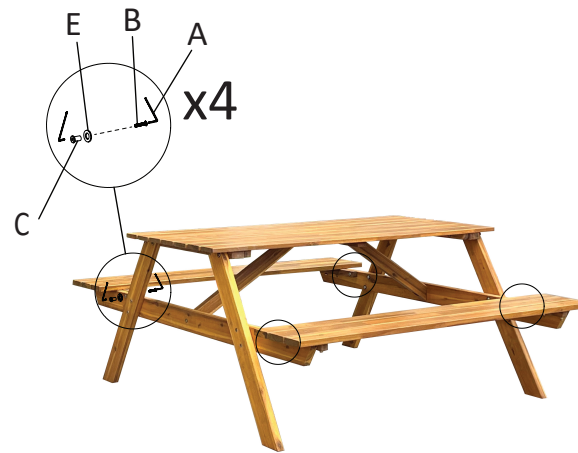
Step 2



Step 3













Step 4



Finish

PARTS INVENTORY

ID	DESCRIPTION	QTY
1		1
2		2
3		4
4		2
5		2
6		
F		
E	Washer M10 	14
D	Washer M8 	8
C	Crew Nut M8x15 	14
B	Bolt M8x50MM 	22
A	Allen Key 4mm 	2